



Markus Bayegan
Chief Technology Officer

ABB's vision of the future electricity



Carnegie Mellon Electricity Industry Center
March 20, 2002

© ABB Ltd - Page 1
IEEE July 2001



Agenda

- ABB in brief
- Trends in future electricity
- Future grid
- How do we in ABB cope with that
- Concluding remarks

© ABB Ltd - Page 2
CMU March 20, 2002






ABB in brief



24 BUSD revenues
Present in more than 100 countries


Utilities, Process Industries, Oil, Gas & Petrochemicals, Power Technology Products, Financial Services, Automation Technology Products, Manufacturing and Consumer Industries

© ABB Ltd - Page 3
CMU March 20, 2002



A global technology leader


Market position



- 1 Drives
Robotics
Analytics
Electrical Machines
Line protection
Force Measurement
Power Electronics
Switches & fusegear
- 2 Instruments
Motors
Metering
Control products


Source - Automation Research Corporation, AMR Research, Goldman Sachs, CSFB and others

© ABB Ltd - Page 4
CMU March 20, 2002



A global knowledge leader


Market position



- 1
 - Power plant automation
 - Power transmission
 - Upstream Oil & gas
 - Flexible automation
 - High voltage DC
- 2
 - Substation automation
 - Metals automation
 - Pulp & paper automation
 - Pharmaceutical biotech automation

Source - Automation Research Corporation, AMR Research, Goldman Sachs, CSFB and others

© ABB Ltd - Page 5
CMU March 20, 2002



Power technology – global leadership

- Global presence with 28,600 employees in over 170 factories in 42 countries
- The world's leader in power technology products with the largest product portfolio and the highest market share




High voltage technology, Medium voltage technology, Power transformers, Distribution transformers

© ABB Ltd - Page 6
CMU March 20, 2002



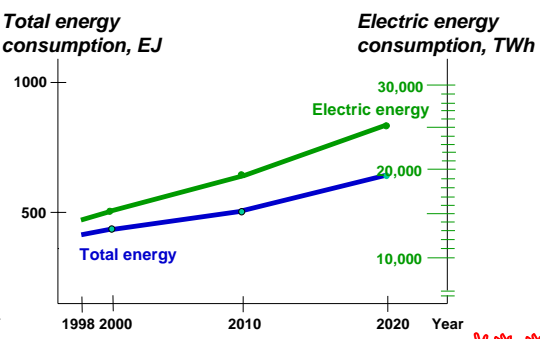
Trends in Power Transmission and Distribution



- Increased competition due to deregulation
- Customers interested in solutions, not only products
- Strong focus on environmental issues
- More intelligent networks

© ABB Ltd - Page 7
CMU March 20, 2002

Continuous growth of energy consumption



Total energy consumption, EJ

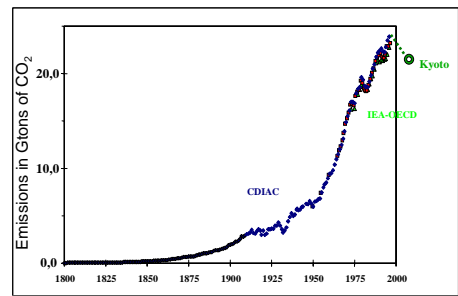
Electric energy consumption, TWh

1998 2000 2010 2020 Year

Source: Forecast by IEA

© ABB Ltd - Page 8
CMU March 20, 2002

World CO₂ Emission




Emissions in Gtons of CO₂

1800 1825 1850 1875 1900 1925 1950 1975 2000

© ABB Ltd - Page 9
CMU March 20, 2002


Sustainable development: Driving forces



- Environment a growing concern
- Reduction of greenhouse gases
- Growth in alternative energy solutions
- More distributed power - fuel cells, wind power, combined heat and power, microturbines

© ABB Ltd - Page 10
CMU March 20, 2002

Renewable Energies*



Energy Source	Installed Capacity [GW]
- Solar Energy	1
- Wind	12
- Biomass	10
- Geothermal	7
- Ocean	0.3
Total	30 GW

1% of total world capacity


* excluding hydro energy

© ABB Ltd - Page 11
CMU March 20, 2002

Vision of a bright future

The Silk Road Genesis Project*

*proposed by Sanyo



Vision of solar farms in China along the historic silk road to cover 1/3 of China's energy demand in 2030

© ABB Ltd - Page 12
CMU March 20, 2002

Towards a hydrogen based society

example Iceland

- 2040 Hydrogen society completed
- 2000 Start of a hydroelectric hydrogen economy
- 1940 Geothermal space heating
- 1800 Importing liquid fossil fuels
- 1700 Importing coal and coke
- 874 Settlement of Iceland



Wind Energy: Global availability

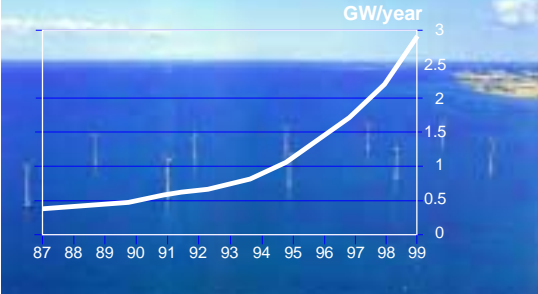
Available wind energy
= 4 X
Global installed capacity of
conventional electrical energy



© ABB Ltd - Page 2
CMU March 20, 2002



Windpower - the fastest growing renewable energy



© ABB Ltd - Page 3
CMU March 20, 2002



Windpower Generation Gotland /Sweden



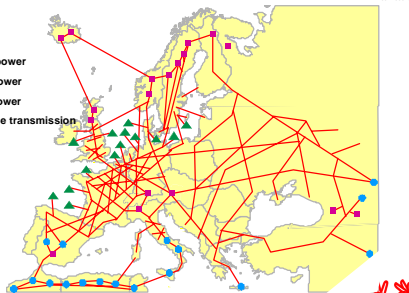
- Already today about 18% of the energy supply is based on wind power
- The goal is to increase this share to 30%

© ABB Ltd - Page 4
CMU March 20, 2002



Vision: Remote renewable energy sources connected to loads by DC grid

- Hydro power
- Solar power
- Wind power
- DC cable transmission



© ABB Ltd - Page 5
CMU March 20, 2002



Visibility : a growing environmental concern



No longer accepted



- Invisible grids
- water
 - oil & gas
 - electricity
 - information

© ABB Ltd - Page 6
CMU March 20, 2002



The future grid

- A network of distributed generation sites
- Renewable energies a major part
- Mostly invisible
- Cost effective DC transmission and distribution
- Controlled by "virtual utilities"
- Operated and controlled via Internet / Intranet

© ABB Ltd - Page 7
CMU March 20, 2002



How does ABB cope with that ?

- Components
- Systems
- Technology

© ABB Ltd - Page 8
CMU March 20, 2002



A comprehensive portfolio for wind power



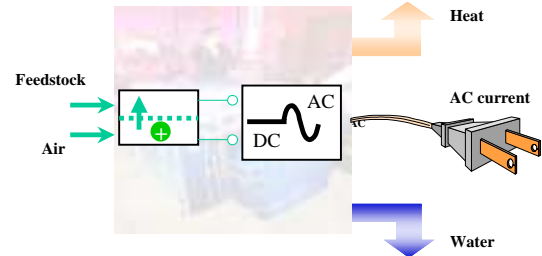
- A whole range of generators (already produce 25% of world's wind power generators)
- Converter technology
- System design
- Windformer

© ABB Ltd - Page 9
CMU March 20, 2002



Partnership for fuel cell systems

ABB and DuPont have formed an alliance



© ABB Ltd - Page 10
CMU March 20, 2002



TURBEC

A partnership for microturbines

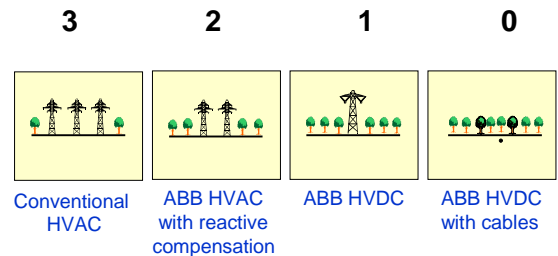


- ABB / Volvo JV
- Up to more than 60 units (~100 KW) delivered
- Building up business in combined heat and power

© ABB Ltd - Page 11
CMU March 20, 2002



Going Underground: Renaissance for Cables




© ABB Ltd - Page 12
CMU March 20, 2002



HVDC Light: new transmission technology

- Modular build-up
- Compact
- Stabilizing networks



Conventional HVDC
130 MW
10,000 m²

↓


HVDC Light
130 MW
2,000 m²

© ABB Ltd - Page 1
CMU March 20, 2002

HVDC units shrink in size


Power: 50 MW

	Traditional HVDC	HVDC Light	Future HVDC
Plant size:	10 000 m ²	1000 m ²	350 m ²
Power/area:	1	50	200
Frequency:	0.050 kHz	1 kHz	5-10 kHz




© ABB Ltd - Page 2
CMU March 20, 2002


Technology platforms for HVDC and SVC Light (annual growth 30%)



HVDC Cables




Dry Capacitors





Power Electronics


© ABB Ltd - Page 3
CMU March 20, 2002


Cables for environmental friendly solutions



Invisible power  HVDC Light & AC

Oil free transformers 


HV machines 

Highly efficient Windpower 

© ABB Ltd - Page 4
CMU March 20, 2002

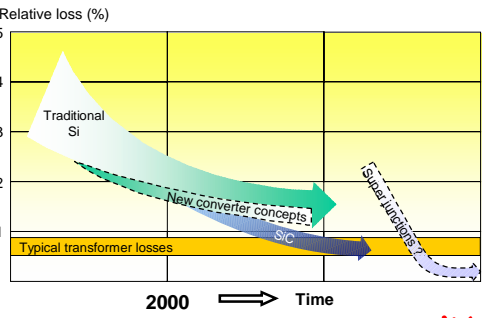
High energy density capacitors

- Very compact capacitors - 75% volume reduction
- Compact substations, SVC and HVDC plants possible, customers save space



© ABB Ltd - Page 5
CMU March 20, 2002

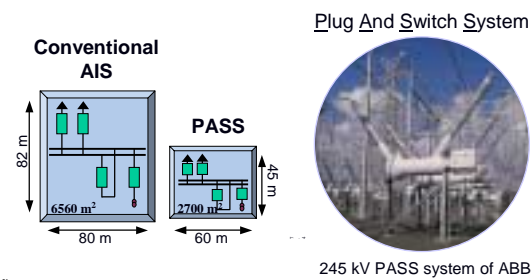
New power electronic technologies



The graph plots Relative loss (%) on the y-axis (0 to 5) against Time on the x-axis. A horizontal line at approximately 1% is labeled 'Typical transformer losses'. A dashed line labeled 'Traditional Si' starts at ~3.5% and decreases to ~1.5%. A solid line labeled 'New converter concepts' starts at ~2.5% and decreases to ~1%. A dashed line labeled 'SiC' starts at ~2.5% and decreases to ~0.8%. A dashed line labeled 'Super junctions' starts at ~2.5% and decreases to ~0.5%.

© ABB Ltd - Page 6
CMU March 20, 2002

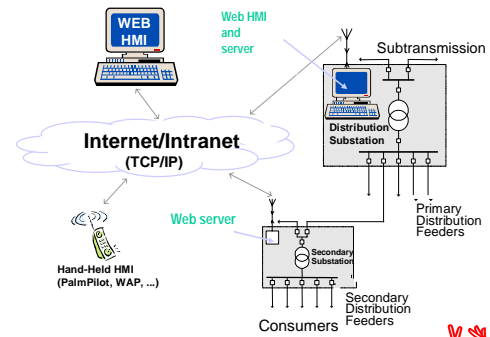
AC substations shrink in size



© ABB Ltd - Page 7
GMU March 20, 2002



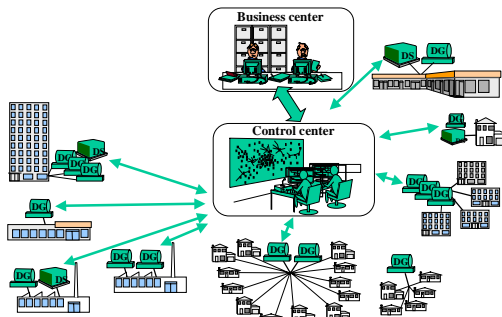
The INTERNET as platform for network control



© ABB Ltd - Page 8
GMU March 20, 2002



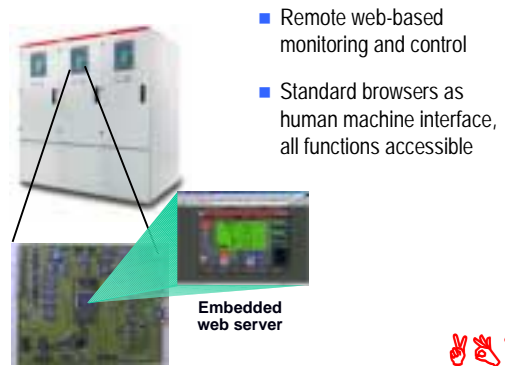
Virtual Utility



© ABB Ltd - Page 9
GMU March 20, 2002



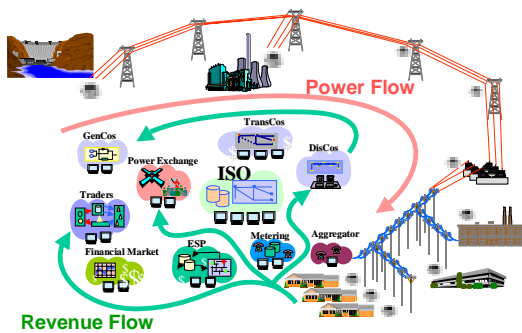
Web based substation control



© ABB Ltd - Page 10
GMU March 20, 2002



Operating the future grid



© ABB Ltd - Page 11
GMU March 20, 2002



Concluding remarks

- The future grid will be very different
- New technologies will change
 - sustainability and efficiency
 - visibility and economy
 - operation and control
- ABB through its R&D is shaping this future

© ABB Ltd - Page 12
GMU March 20, 2002

